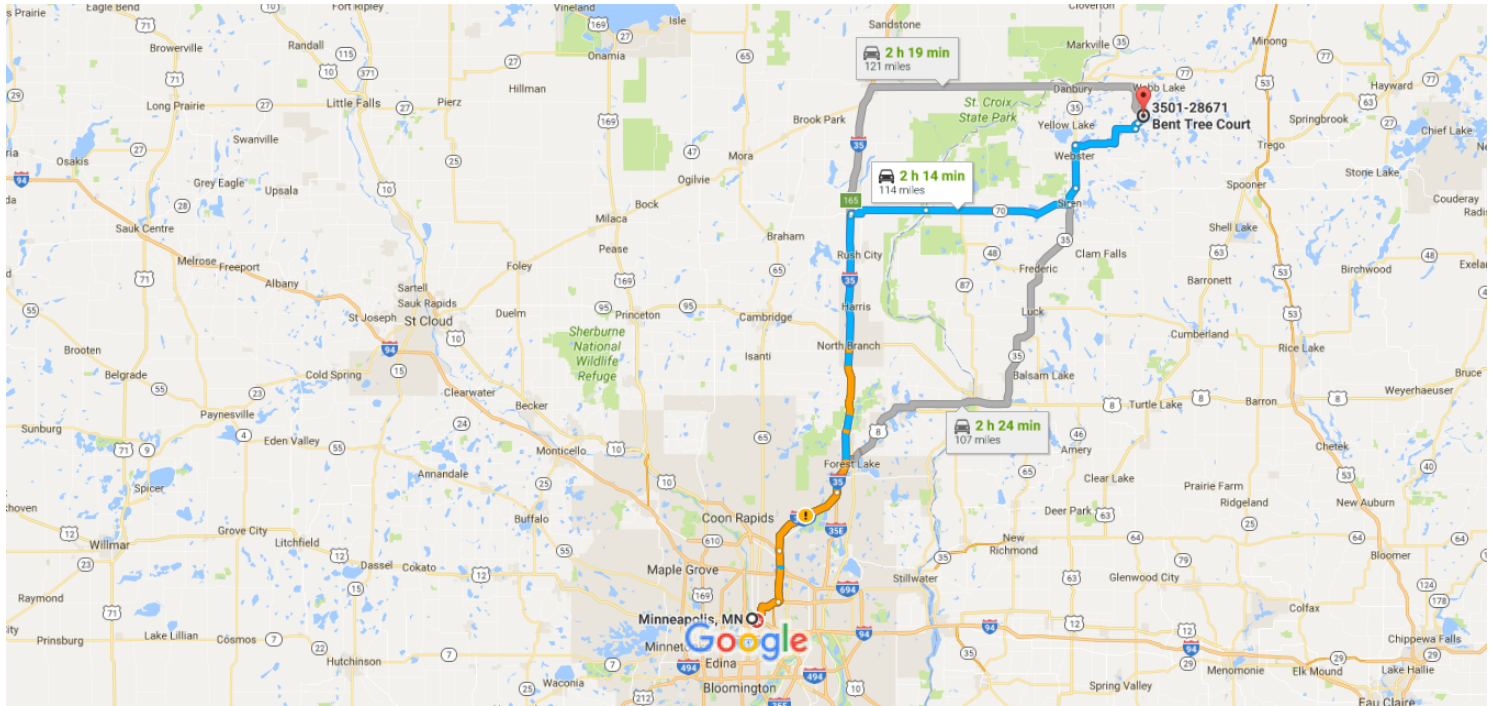





Minneapolis, MN to 3501-28671 Bent Tree Court, Drive 114 miles, 2 h 14 min  
Danbury, WI 54830








Map data ©2016 Google 10 mi

# Minneapolis, MN












## Get on I-35W N

- 
-  1. Head southeast on S 4th St toward 5th Ave S/Fifth Ave S
- 0.7 mi
-  2. Keep left to continue on Washington Ave SE
- 0.1 mi
-  3. Turn left to merge onto I-35W N
- 0.1 mi

## Follow I-35W N and I-35 N to MN-70 E in Rock Creek. Take exit 165 from I-35 N

- 
-  4. Merge onto I-35W N
- 4.6 mi
-  5. Keep left at the fork to stay on I-35W N
- 7.1 mi
-  6. Keep left to stay on I-35W N
- 12.2 mi
-  7. I-35W N turns slightly left and becomes I-35 N
- 37.8 mi
-  8. Take exit 165 for MN-70 toward Rock Creek/Grantsburg
- 0.3 mi

## Continue on MN-70 E. Take WI-70 E/WI-70 Trunk E and Co Hwy A/Co Rd A to Bent Tree Ct in Jackson

- 
-  9. Turn right onto MN-70 E
-  Entering Wisconsin
- 10.5 mi
-  10. Continue onto WI-70 E/WI-70 Trunk E
- 19.7 mi
-  11. Turn left onto WI-35 N/WI-70 E/WI-70 Trunk E/2nd Ave
-  Continue to follow WI-35 N/WI-70 E/WI-70 Trunk E
- 2.5 mi
-  12. At the traffic circle, take the 2nd exit onto WI-35 N
- 5.8 mi
-  13. Turn right onto Co Hwy A/Co Rd A
- 10.1 mi
-  14. Turn left onto Shore Rd
- 1.0 mi
-  15. Turn left onto Chalet Rd
- 1.4 mi
-  16. Turn left onto Bent Tree Ct
-  Destination will be on the left
- 381 ft

# 3501-28671 Bent Tree Court

Danbury, WI 54830

