

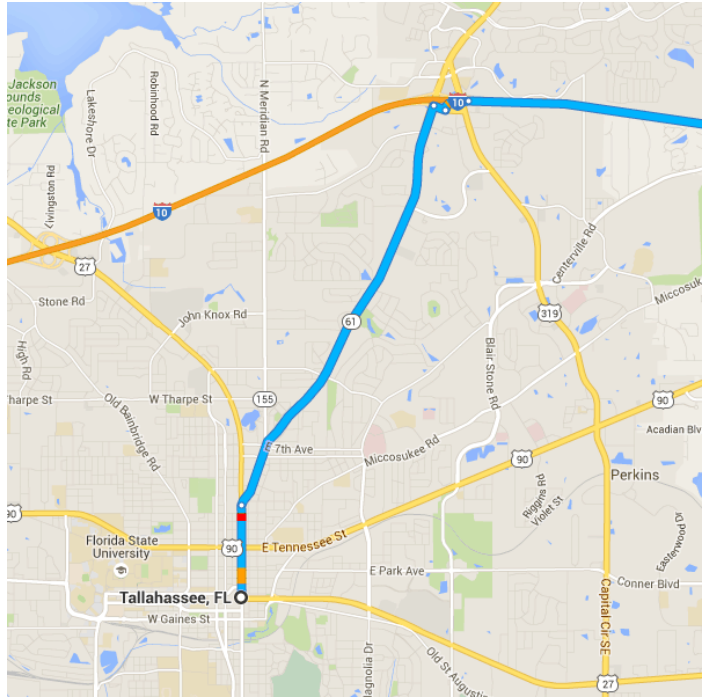
Map data ©2015 Google 10 mi

## Tallahassee, FL

### Get on I-10 E from Thomasville Rd

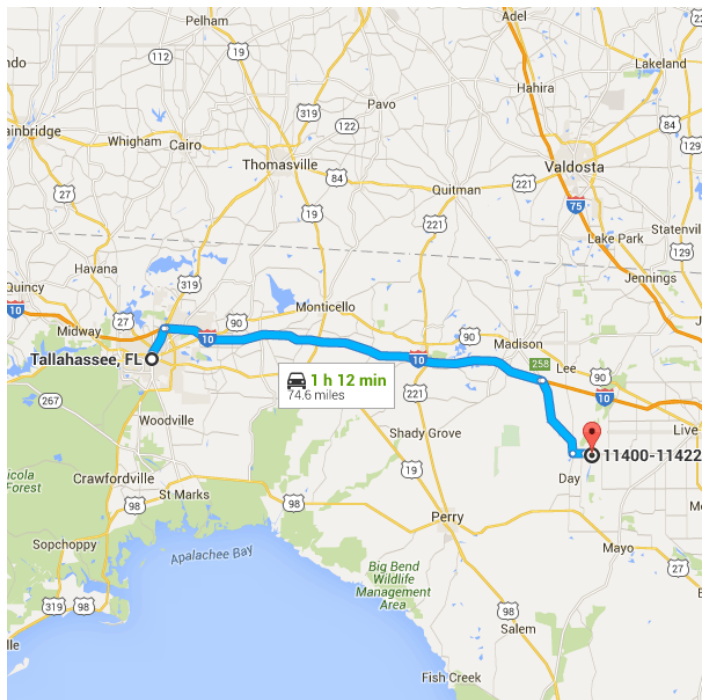
12 min (5.2 mi)

- ↑ 1. Head north on S Monroe St toward E Pensacola St  
0.8 mi
- ↗ 2. Slight right onto Thomasville Rd  
4.0 mi
- ➡ 3. Turn right onto Raymond Diehl Rd  
0.1 mi
- ⬅ 4. Turn left to merge onto I-10 E  
0.2 mi



**Follow I-10 E to NW County Rd 53 in Madison County. Take exit 258 from I-10 E**

- 45 min (55.0 mi)
- 5. Merge onto I-10 E
- 54.7 mi
- 6. Take exit 258 for FL-53 toward Madison
- 0.3 mi



**Continue on NW County Rd 53. Drive to 235th Dr in Suwannee County**

- 16 min (14.5 mi)
- 7. Merge onto NW County Rd 53 (signs for Dowling Park/Madison County 53 S)
- 11.7 mi
- 8. Turn left onto Dowling Park Rd
- 1.6 mi

↑ 9. Continue onto Co Rd 250/State Hwy 250

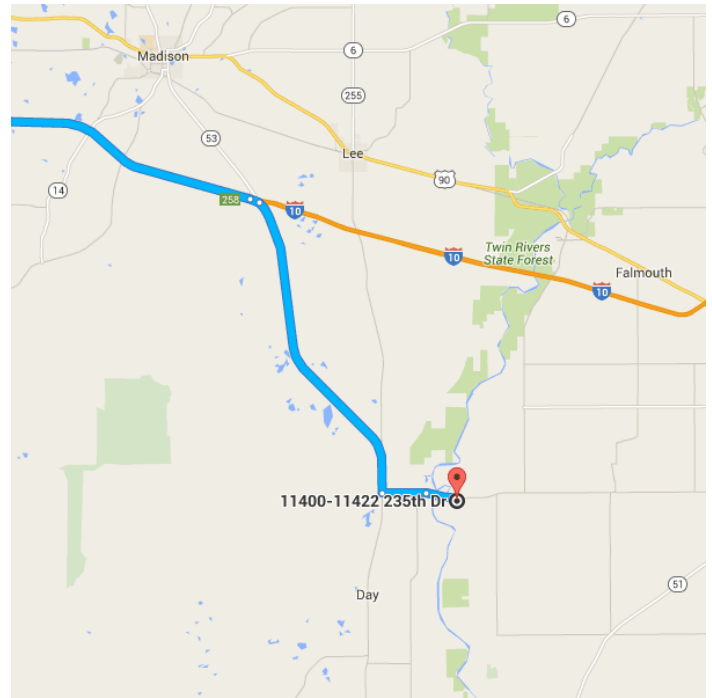
 Continue to follow Co Rd 250

1.1 mi

↗ 10. Turn right onto 235th Dr

 Destination will be on the left

0.1 mi



11400-11422 235th Dr

Live Oak, FL 32060

